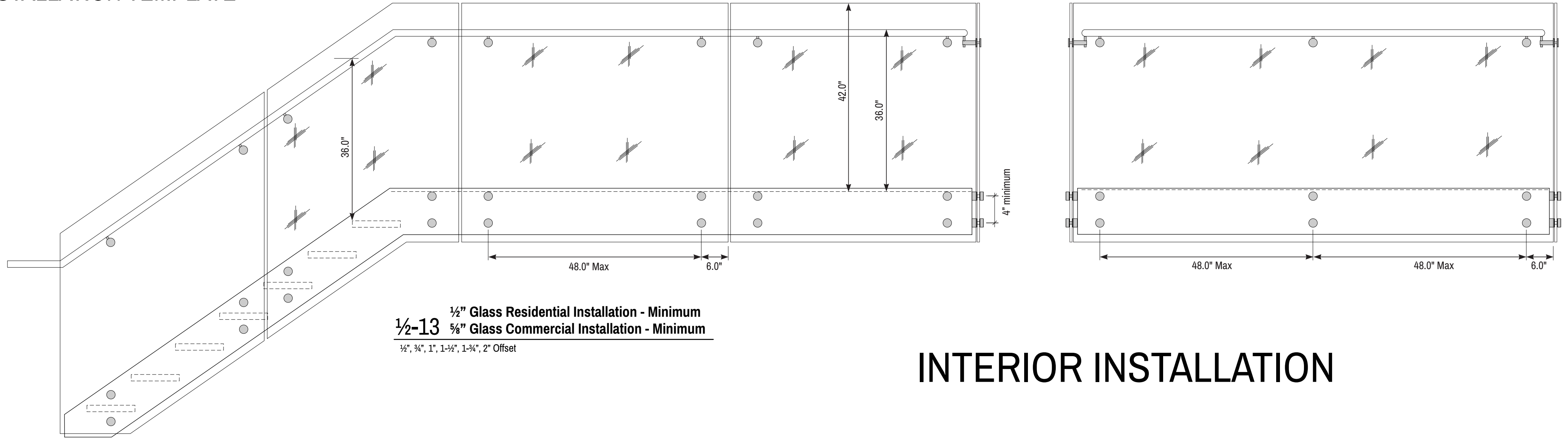
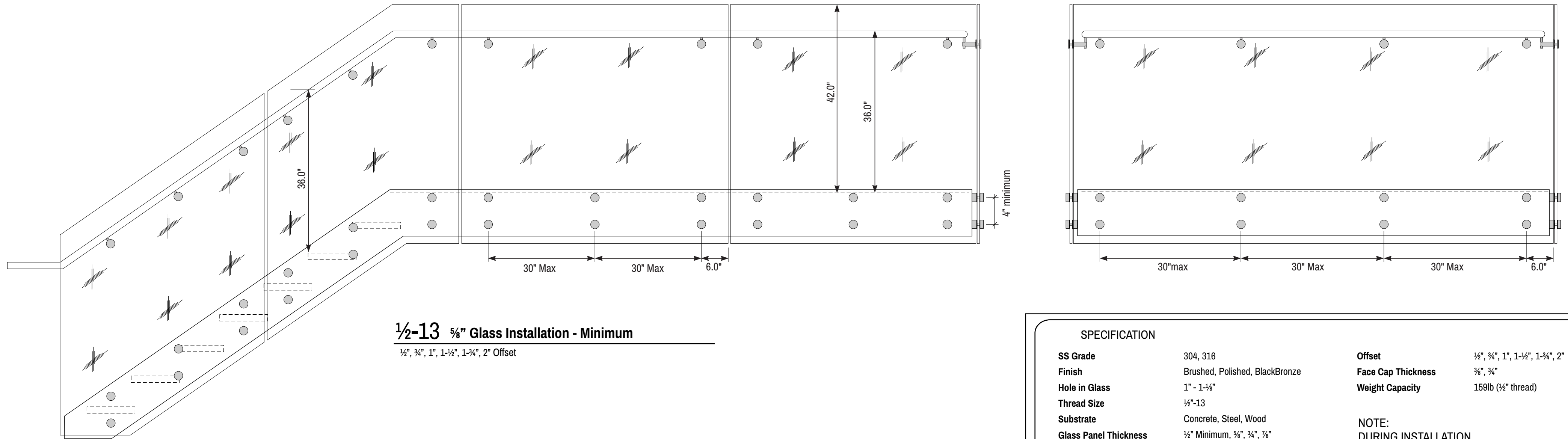


INSTALLATION TEMPLATE



1/2-13 1/2" Glass Residential Installation - Minimum
1/2-13 5/8" Glass Commercial Installation - Minimum
 1/2", 3/4", 1", 1-1/2", 1-3/4", 2" Offset


INTERIOR INSTALLATION



1/2-13 5/8" Glass Installation - Minimum
 1/2", 3/4", 1", 1-1/2", 1-3/4", 2" Offset

EXTERIOR INSTALLATION

SPECIFICATION			
SS Grade	304, 316	Offset	1/2", 3/4", 1", 1-1/2", 1-3/4", 2"
Finish	Brushed, Polished, BlackBronze	Face Cap Thickness	3/8", 3/4"
Hole in Glass	1" - 1-1/8"	Weight Capacity	159lb (1/2" thread)
Thread Size	1/2"-13		
Substrate	Concrete, Steel, Wood		
Glass Panel Thickness	1/2" Minimum, 5/8", 3/4", 7/8"		
Standoff Diameter	2"		
NOTE: DURING INSTALLATION LOCTITE THREADLOCKER MUST BE USED			



Vanrohe

www.vanrohe.com

PART NO. SSCL20-X	
SCALE: 1 : 16	DATE: 2012-03-24